



PROJECT NO. 50207751

DATE 9/3/2015

Quoted To: American Panel
Attn:

Project location:
Quoted by: Donnie Rupp
Phone 770-465-5600 - Fax 800-770-4450
E-mail donnie.rupp@heatcraftprd.com
Quote Validity date 60 Days.
cc:

PROJECT SPECIFICATIONS

WATER COOLED CONDENSING UNIT

Model: WS0301M6*AP

R-404A Indoor one (1) compressor water cooled condensing unit 208-230/3/60 - 460/3/60
Compressor mounted on top of condenser like standard WS units.

Compressors

One (1) 2DES-3-2DU compressor @ 15°F SST / + 85°F EWT / 34,100 BTUH
One (1) 2DES-3-2DU compressor @ -40°F SST / + 85°F EWT 6,750 BTUH
Compressor is a Bitzer semi-hermetic reciprocating compressor w/service valves, encapsulated high pressure control, adjustable low pressure control, oil safety control, suction/discharge vibration eliminators, and crankcase heater.

Water cooled condenser

Horizontal water cooled condenser w/ pressure relief system
35 lbs Nominal pumpdown capacity
85° F EWT / 8 GPM / 1.8 psid / 15° F SST
85° F EWT / 1.2 GPM / 0.1 psid / -40° F SST

Liquid / Suction Groups

Liquid line w/replaceable core filter/drier and sight glass.
Replaceable core suction filter
Suction accumulator
One (1) suction and liquid stub out.

Mounted valves & controls

One (1) adjustable low pressure control.
Braided stainless steel superhose for control lines.
Water regulating valve.

Oil System



PROJECT NO. 50207751

DATE 9/3/2015

Quoted To: American Panel
Attn:

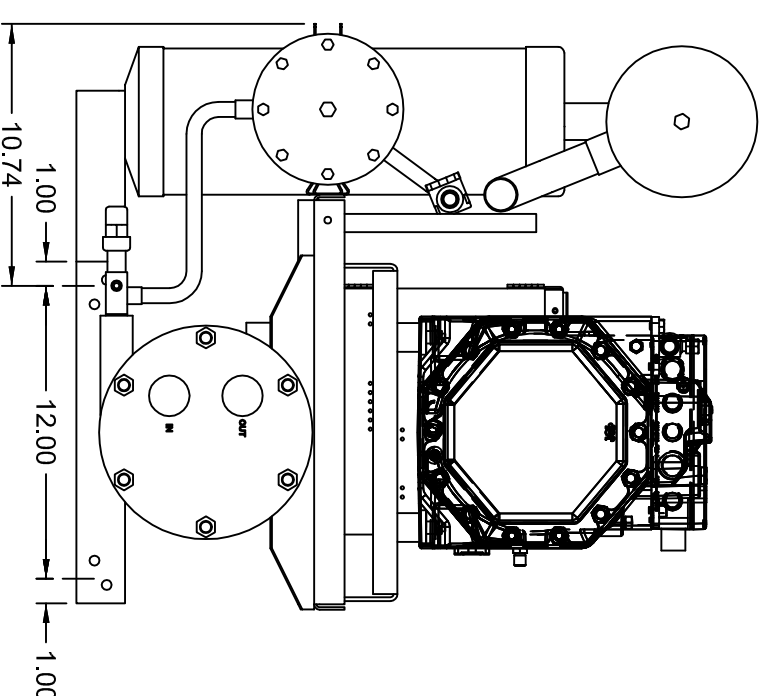
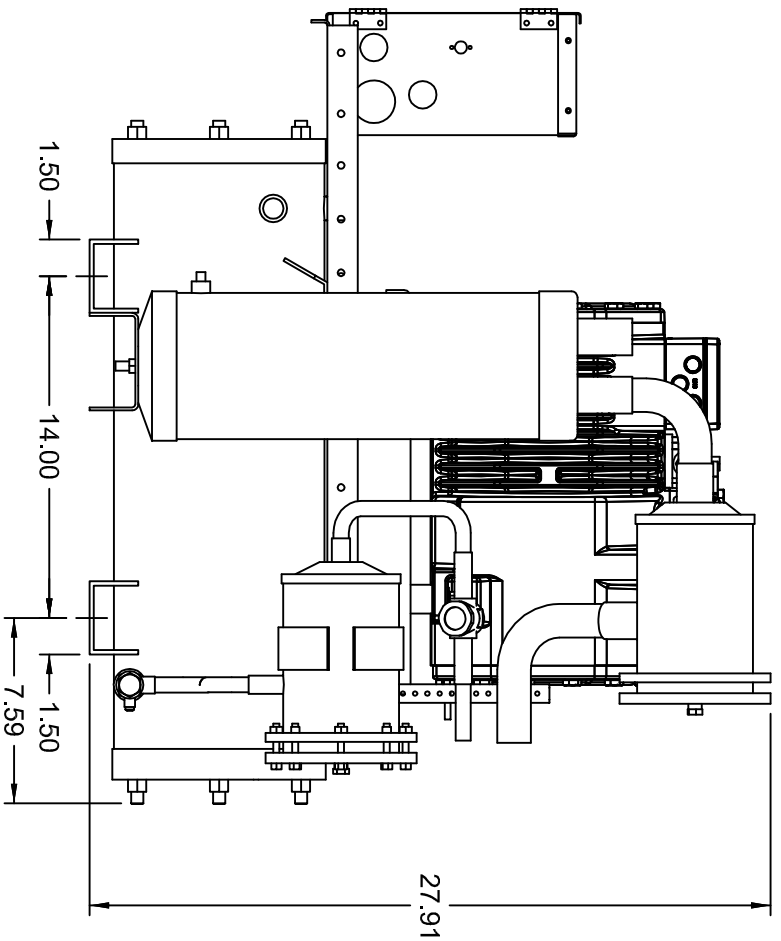
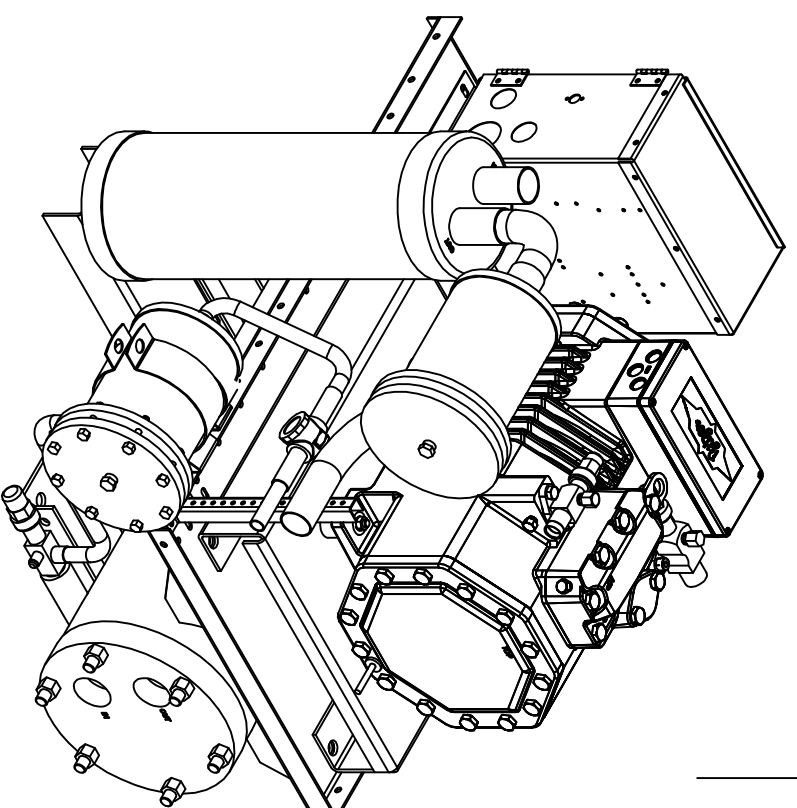
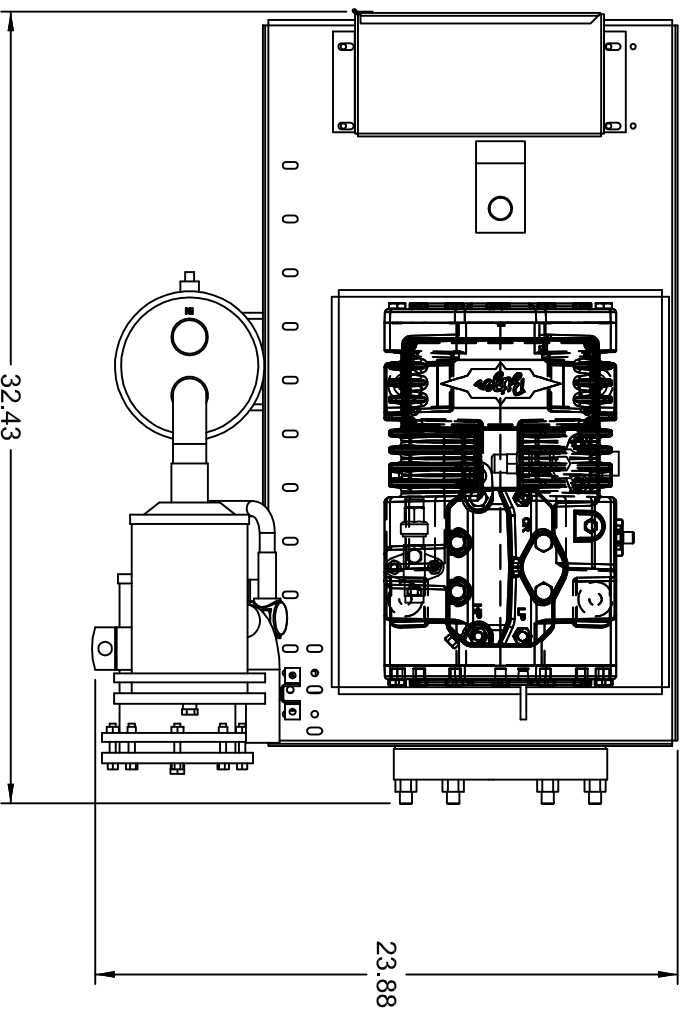
Project location:
Quoted by: Donnie Rupp
Phone 770-465-5600 - Fax 800-770-4450
E-mail donnie.rupp@heatcraftprd.com
Quote Validity date 60 Days.
cc:

PROJECT SPECIFICATIONS

Electrical Panel

Nema 4 Control Panel for 460/3/60 or 230/3/60
ETL Listed electrical enclosure
Electrical distribution block
Phase monitor
Control circuit transformer
230/1/60 control circuit
Compressor motor contactor
Non fused disconnect
Misc. fuses, relays, switches, & terminal strips

Approximate Dimension : 41" L x 29" W x 39" H
Approximate Weight: 420 lbs.



UNIT SPECIFICATIONS

MODEL	LIQUID CONNECTIONS (LQDS)	SUCTION CONNECTIONS (SCDS)	WATER FTG (WPT)	REFRIG. TYPE	APPL. RANGE F ₁ -F ₂	SHIPPING W/T (LBS) APPROX.	PUMPDOWN CAPACITY (LBS) 90%
WS0301M6*MAP	1/2"	1-1/8"	1-1/4"	R-404A/507	-40/+15	420	35

ELECTRICAL CHARACTERISTICS

COMPRESSOR MODEL NO.	POWER SUPPLY	COMPRESSION RLA	COMPRESSION LRA	UNIT MCA	UNIT MOPD
2DES-3-2DU	208-230V/3Ø/60HZ	16.9	9.7	21.1	35
2DES-3-4SU	460V/3Ø/60HZ	7.2	39.5	15	15

REFRIGERATION PRODUCTS LLC
 STONE MOUNTAIN, GEORGIA
 U.S.A.

UNIT ASSEMBLY
 CUSTOM REMOTES

DRAWN	DATE	PART NO.	DWG. NO.	REV.
TLD	9/15/2015	WS0301M6	B	-
APPROVED	DATE			
JEH	9/15/2015			
SHT. 1	OF 1			

TOLERANCES (UNLESS OTHERWISE SPECIFIED)		SHEET METAL		TUBING	
WIRE AND CONDUIT	FINNED LENGTH	CUT SIZE	FRACTIONAL	ISSUED	REV.
CONDUIT CUT SIZE (NOT UNDER TENSION)	0 TO 24	HOLE DIAMETER	1 TO 36	02/25/94	A
WIRE CUT SIZE	24 TO 75	ENDPLATE TUBE HOLE	OVER 36		
12 TO 36	OVER 75	C/L OF HOLES	ANGLES		
OVER 36	CONNECTIONS	ANGLES	FORMED DIMENSIONS		
	FIN QTY.	0 TO 36	BOW (ANY DIRECTION)		
	BOW (ANY DIRECTION)	12 TO 36	36 TO 96		
		OVER 96			

THIS DOCUMENT CONTAINS MATERIAL AND/OR INFORMATION WHICH IS THE PROPERTY OF HEATCRAFT INC. AND IS SUPPLIED ONLY ON A PROPRIETY BASIS. NO TRANSMITTAL SHALL BE MADE TO ANY PERSON, FIRM, OR CORPORATION WITHOUT PRIOR WRITTEN APPROVAL.

REV	ECN NO.	DATE	BY	DESCRIPTION